

2008-2009 Budget Presentation



**SEVEN OAKS
SCHOOL DIVISION**

community begins here

Agenda

- **Welcome & Introductions** **Bill McGowan**

- **Divisional Priorities & Budget Overview** **Brian O’Leary**

- **Discussion** **Brian O’Leary**

- **Concluding Comments** **Bill McGowan**

Mission Statement



The Seven Oaks School Division is a
community of learners,
every one of whom shares the responsibility
to assist children in acquiring an education
which will enable them to lead fulfilling lives
within the world
as moral people and contributing members of society.

3

Our Report to the Community




OUR GOALS & PRIORITIES:

- *BUILDING COMMUNITY*
- *ENGAGING LEARNERS*
- *STAFF WHO MAKE A POSITIVE DIFFERENCE*
- *BEST POSSIBLE LEARNING CONDITIONS*

4

Our Report to the Community




OUR GOAL: *BUILDING COMMUNITY*

Picture the kind of community you want your family to live in. Seven Oaks School Division believes you have a role in creating that community...because students take what they learn in the community with them to school, just as they take what they learn in school into the community.

5

Our Report to the Community




Recent Accomplishments in *Building Community*:

- Established pre-school parent and child programs at all elementary schools
- Established new before/after school programs at École Belmont School, Collicutt School, R.F. Morrison School, Govenor Semple School, and Victory School
- Initiated Keeping Balance, an after school activities program specifically for Aboriginal youth, in partnership with Seven Oaks Aboriginal Parents
- Approved the Safe and Caring Schools policy
- Banned smoking on all high school grounds
- Established an Adult Education Program and Adult English Program at Maples Collegiate
- Launched a redesigned, interactive Division website

6

Our Report to the Community




OUR GOAL: *ENGAGING LEARNERS*

Instilling a lifelong love of learning means encouraging students to take the initiative in their education. When they do, the lessons go above and beyond the curriculum.

7

Our Report to the Community




Recent Accomplishments in *Engaging Learners*:

- Expanded the Band program to Grade 6 students in all K-6 schools
- Developed an Early Years Numeracy Initiative (Grades 2-4)
- Expanded support for school and Divisional language programming (French Immersion, Basic French, Heritage Languages, Second Languages)
- Further developed Teacher Advisor Programs and Small Learning Communities in Division high schools
- Continued to build high-profile Divisional learning events such as Arts in the Park and Students at Play
- Expanding Physical Education opportunities - Learn to Skate, Learn to Swim, football, and daily physical activities

8

Our Report to the Community



Our Goal: *STAFF WHO MAKE A POSITIVE DIFFERENCE*

Teaching is more than imparting knowledge... it's making connections that make positive differences in students' lives.

9

Our Report to the Community



Recent Accomplishments of *Staff Who Make a Positive Difference*:

- Established the Community Aboriginal Teacher Education Program (CATEP) in partnership with Winnipeg School Division and University of Winnipeg
- Established the Internationally Educated Teacher (IET) Program with the University of Manitoba
- Expanded our collaborative University partnership with the University of Manitoba Faculty of Education – Early years at École Constable Edward Finney School, École James Nisbet Community School, École Riverbend Community School, and West St. Paul School
- Expanded Professional Development opportunities for all staff
- Negotiated long-term collective agreements with all groups

10

Our Report to the Community

Our Goal: *BEST POSSIBLE LEARNING CONDITIONS*

A respectful, safe and comfortable environment is one that promotes and encourages learning, both academically and socially.

11

Our Report to the Community

Recent Accomplishments providing *Best Possible Learning Conditions*:

- Completing the new West Kildonan Collegiate
- Ready to begin renovation of Edmund Partridge Community School and Garden City Collegiate
- Implementing re-organization planning for schools directly impacted by the opening of the new West Kildonan Collegiate
- Continue to advocate for greater equity in the provincial funding formula
- Maintained the Division's cost per pupil below the provincial average without sacrificing class sizes, student supports and program improvements by ensuring budget resources are targeted to students and classrooms
- Continued progress on improvements to access, painting, flooring, windows, doors, fire upgrades, roofs, HVAC systems, energy management systems, and open area conversions

12

Our Schools

- ⌘ **K-5** École Belmont*
Collicutt
École Constable Edward Finney*
Forest Park
Governor Semple
École James Nisbet*
Margaret Park**
R. F. Morrison***
École Riverbend*
Victory
- ⌘ **K – 8** A. E. Wright Community
Elwick Community
O. V. Jewitt
West St. Paul
- ⌘ **6 – 8** H. C. Avery Middle** ***
École Leila North Community*
École Seven Oaks Middle*
Edmund Partridge Community
- ⌘ **9 – 12** Garden City Collegiate*
Maples Collegiate
West Kildonan Collegiate

* French Immersion
** Hebrew Bilingual
*** Ukrainian Bilingual

13

Division Fact Sheet

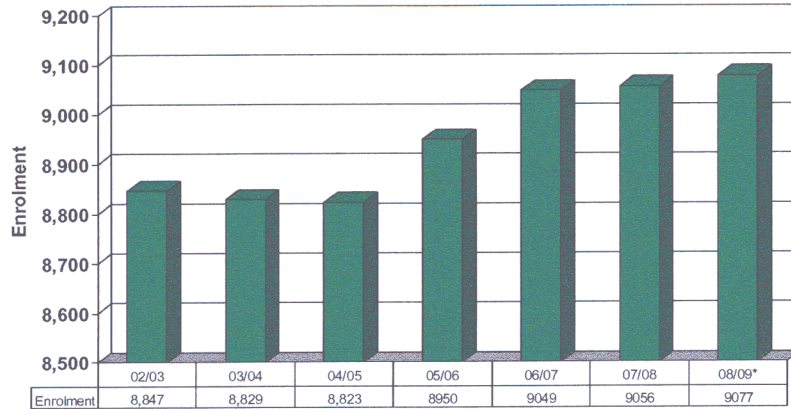
2007-2008 School Year

- 21 Schools - new West Kildonan Collegiate opening in Spring 2008
- Edmund Partridge Community School reopening as a middle school in September, 2008
- 9,056 Students
- 1,023 Staff Positions (FTE's based on budget)
608 Teaching
415 Non-Teaching

14

Seven Oaks School Division

Enrolment Summary

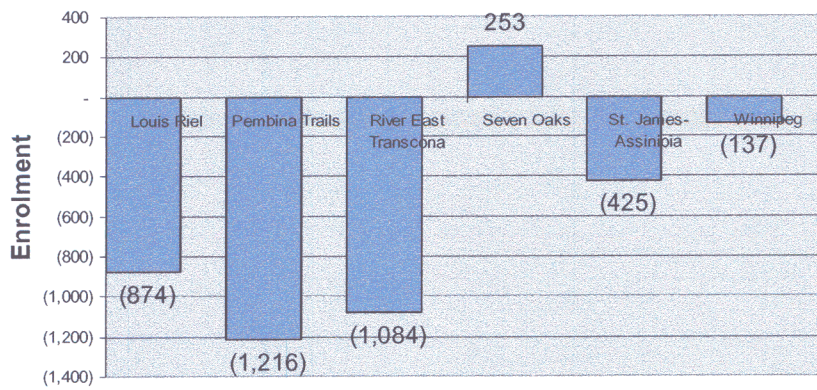


*Projected.

15

Metro Enrolment Trends

Eligible (FTE) Enrolment Change from 2003 to 2007



16

Budget Time Lines

May or June of current year

- Board Retreat to review the existing Divisional plan and develop the next school year's Divisional plan,
- Continuing discussions started in the budget process

August

- Refine Divisional Plan and approve
- Share the Divisional Plan with School Administrators

September

- Superintendent's Team begin Budget discussion

October

- Develop 5 year enrolment projection
- Meet with MLA's to discuss budget priorities and funding formula

November

- Begin discussion with the Board on Expenditure changes
- Discussion Assumptions: 1) Enrolment 2) Assessment 3) Funding
- Develop a first draft expenditure budget

17

Budget Time Lines – cont'd

December

- Continue the discussion

January

- Continue the discussion
- January 29/08 - Funding announcement

February

- Review proposed expenditure levels in relation to funding
- Develop draft budget for presentation to the public
- February 25/08 – Meeting with Municipalities
– Public budget meeting
- Review input from the public

March

- Continue additions or deletions from the budget
- March 10/08 - Approve the Budget
- March 15/08 - Notify the Municipalities of Special Levy requests
- March 31/08 - Send Budget to the Minister
- Publish the budget on the web site

18

Seven Oaks Expenditures per Pupil Versus the Provincial Average

Year	Expenditures Per Pupil	Provincial Average	Difference
2000/01	6,626	6,612	14
2001/02	6,977	7,071	(94)
2002/03	7,146	7,432	(286)
2003/04	7,619	7,764	(145)
2004/05	7,853	8,102	(249)
2005/06	7,973	8,518	(545)
2006/07	8,345	8,898 *	(553)
2007/08*	8,648	9,401	(753)

* Frame Budget

19

Class Sizes in Seven Oaks

Single Grade Classes	
September, 2007	
GRADE	MEAN SIZE
K	20
1	22
2	22
3	23
4	22
5	22
6	24
7	24
8	24

20

Seven Oaks Pupil Educator Ratio

PUPIL / TEACHER RATIOS		
Year	Regular Instruction ⁽¹⁾	Educator ⁽²⁾
2001/02	18.3	15.5
2002/03	18.2	15.4
2003/04	18.5	15.1
2004/05	18.5	15.2
2005/06	18.9	15.6
2006/07	18.2	15.3
2007/08 *	18.0	15.2
2007/08 Provincial Average *	17.5	14.0

*Fringe Budget

- (1) Based on instructional-teaching personnel and total students.
- (2) Based on total instructional-teaching as well as school-based administrative staff - and total students.

21

Comparison of Winnipeg School Divisions

Division	Operating Expenditure Per Pupil	Pupil/Educator Ratio	Pupil/Para Ratio	Assessment Per Resident Pupil	Special Levy Mill Rate
	2007/08	2007/08	2007/08	2007	2007
Louis Riel	\$9,028 <i>4th</i>	14.6 <i>5th</i>	31.8 <i>3rd</i>	\$ 167,383 <i>3rd</i>	23.5 <i>5th</i>
Pembina Trails	\$9,655 <i>1st</i>	13.7 <i>1st</i>	25.1 <i>1st</i>	\$ 215,011 <i>2nd</i>	23.7 <i>4th</i>
River East Transcona	\$8,790 <i>5th</i>	14.0 <i>4th</i>	41.0 <i>5th</i>	\$ 146,829 <i>5th</i>	24.9 <i>3rd</i>
Seven Oaks	\$8,648 <i>6th</i>	15.2 <i>6th</i>	46.1 <i>6th</i>	\$ 135,099 <i>6th</i>	26.8 <i>2nd</i>
St. James-Assiniboia	\$9,210 <i>3rd</i>	13.8 <i>2nd</i>	35.2 <i>4th</i>	\$ 217,084 <i>1st</i>	21.9 <i>6th</i>
Winnipeg	\$9,474 <i>2nd</i>	13.8 <i>2nd</i>	31.7 <i>2nd</i>	\$ 157,945 <i>4th</i>	27.9 <i>1st</i>
Province	\$9,401	14.0		\$ 164,266	23.6

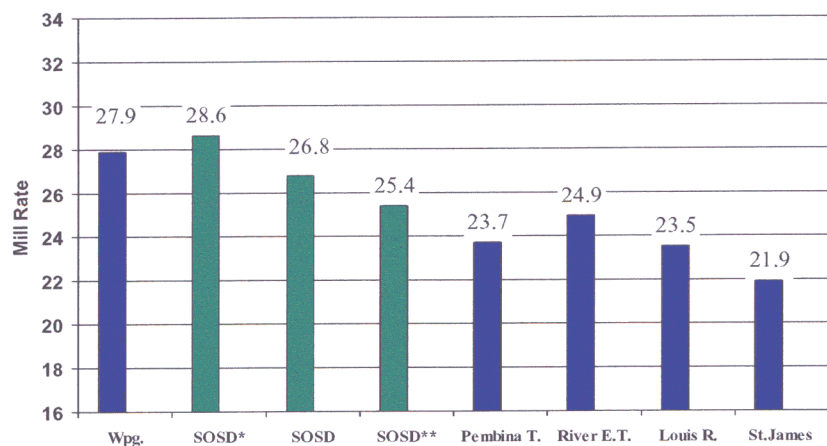
22

School Buildings

	Sq. Ft. <u>Per Pupil</u>
Seven Oaks	123
Pembina Trails	139
River East Transcona	147
Louis Riel	157
Winnipeg	161
St. James-Assiniboia	167

23

Urban School Division 2007 Mill Rates per Frame Budget



* Without additional equalization
 ** With full additional equalization

24

Draft 2008 – 2009 Budget Highlights

- ⌘ Special Levy projected to be up 3.6% or \$52.82 on a home assessed at \$122,000.
- ⌘ 6.3% funding increase (2008/09 Budget to 2007/08 Actual).
- ⌘ 7% expenditure increase is driven by:
 - Costs associated with opening the new West Kildonan Collegiate and reopening Edmund Partridge Community School as a middle school (including 4.5 additional positions in custodial, Library Technician, and Support)
 - Cost associated with growing enrolment
 - 15 additional teaching positions devoted to class size reduction in the early years and the new high school physical education credits (net 12 positions – 3 in Administration are being reallocated to classroom)
 - 15 additional education assistant positions to serve special needs students
 - A \$40 per pupil increase in school budgets to reduce the cost to parents of their children's participation in school programs (Total - \$400,000)
 - Increase in costs of fuel, utilities, and maintenance (Total - \$323,250)
 - Increase in Capital 'D' cost of Trades (Total - \$232,000)

25

Transportation Fees by Division

Division	Per Pupil Fee
River East Transcona	\$ 481.50
Louis Riel	\$ 481.50
Winnipeg	\$ 400.00
Pembina Trails	\$ 400.00
St.James Assiniboia	\$ 350.00
Seven Oaks: K-5	\$ 400.00
6-8	\$ 450.00
9-12	\$ 481.50

26

Extra Costs to Parents – Family with two Elementary Students

Division	Transportation Fees	Lunch Fees*	Total
Winnipeg	\$ 700.00	\$ 400.00	\$ 1,100.00
River East Transcona	\$ 722.00	\$ 400.00	\$ 1,122.00
Seven Oaks	\$ 700.00	-	\$ 700.00

* Fees vary by school.

27

Budget Notes

Projected 1.4 million Accumulated Reserve (1.7%), as at June 30, 2008

- ✓ Reserve accumulated by not spending amounts budgeted for contingencies

Capital Fund:

- ✓ Board to pay off current debt from energy efficiency projects and construction of Board Office.
- ✓ Funds to be reallocated to finance Garden City Collegiate link and Edmund Partridge Community School improvements
- ✓ Established Capital Reserves of \$3.3 million

\$2,000,000	new West Kildonan Collegiate
\$1,300,000	Edmund Partridge Community School / Garden City Collegiate

28



29



JEFFERSON AVENUE APPROACH PERSPECTIVE

30

Budget Notes

⌘ Planned capital fund expenditures:

- ✓ Enhancements for the new West Kildonan Collegiate over and above provincial support:
 - Randy Bachman student commons
 - Larger gym (sq. ft. increased by 29% - funded by SOSD)
 - 4 acre athletic field and track
- ✓ Cash flow management to reduce financing costs
- ✓ Contingency for unanticipated costs (utilities, mold abatement).

31

Provincial Contribution to Public Education

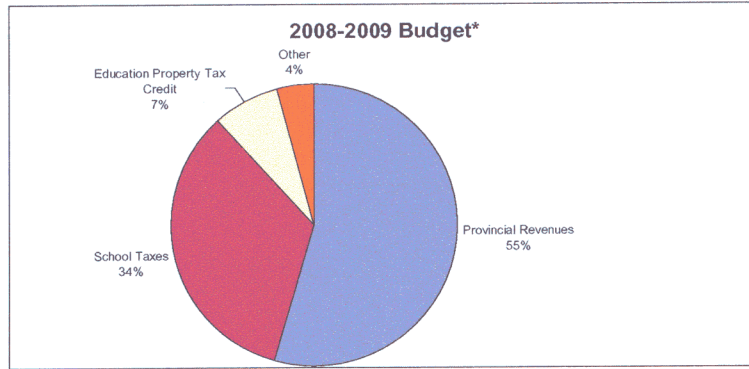
2007 / 2008 (\$ millions)

	Total Expenditure on Public Education	Provincial Contribution	Provincial Contribution as %
1 FRAME Operating Fund	\$ 1,659.3	\$ 1,045.0	63.0%
2 School division capital (transfers to capital fund)	14.4	-	0.0%
3 Provincial Capital Grant Funding and Other	77.4	77.4	100.0%
4 Manitoba Education Property Tax Credit (1)	n/a	82.5	100.0%
5 Farmland School Tax Rebate	n/a	28.8	100.0%
6 Pensioners' School Tax Assistance	n/a	2.3	100.0%
7 Teachers' Pensions	221.0	221.0	100.0%
2007 - 2008 Adjusted Total	\$ 1,972.1	\$ 1,457.0	73.9%
2008 - 2009 Adjusted Total			74.5%

(1) Balance of the Education Property Tax Credit (EPTC) delivered through the income tax system. Total EPTC is

32

Provincial Funding as a Percent of Expenditures



* Percentages shown do not reflect Provincial contributions to capital projects or teacher pension costs.

33

Your Property Tax Bill

	<u>2003*</u>	<u>2004*</u>	<u>2005*</u>	<u>2006**</u>	<u>2007**</u>	<u>2008**</u>	<u>2008**</u>
Seven Oaks Taxes	\$1,265	\$1,315	\$1,364	\$1,443	\$1,459	\$1,512	\$1,512
ESL	\$238	\$205	\$109	\$0	\$0	\$0	\$0
Education Tax Credit	(\$400)	(\$400)	(\$400)	(\$400)	(\$525)	(\$525)	(\$600)
	<u>\$1,103</u>	<u>\$1,120</u>	<u>\$1,073</u>	<u>\$1,043</u>	<u>\$934</u>	<u>\$987</u>	<u>\$912</u>

* Based on a home assessed at \$100,000.

** Based on a home assessed at \$122,000.

34